





- 
- 21 3000
  - 
  - 
  - 
  -



				
1	21	3000	.....	1
				
2			.....	7
3			.....	8
4			.....	9
5			.....	10
6				
			.....	10
				
7			.....	11
8			.....	13
9			.....	14
10			.....	15
11			.....	16
12			.....	17
13			.....	18
14	"	"	.....	18
				
15		"	"	19
16			.....	20



21

3000

1. ABS  
2014 11  
2015

		6300	1300	5200	8400
2200	8600				
3.					
2015	7			5.5	
		30.9%			
		24			
4.					
					2013 10
30	13.9			16.1	
				55%	
	45%				
5.					

2014

5800

3400

1

9%

2015

9

9

1

1

6. 955%

6.

2015

5

3

3

12

3

7.

2015

4

12

2015

15

8.

2016 1

69

" "

9.

"

"

A B

2

A

B

A

B

AB

A

B

2013

2014

2015

11

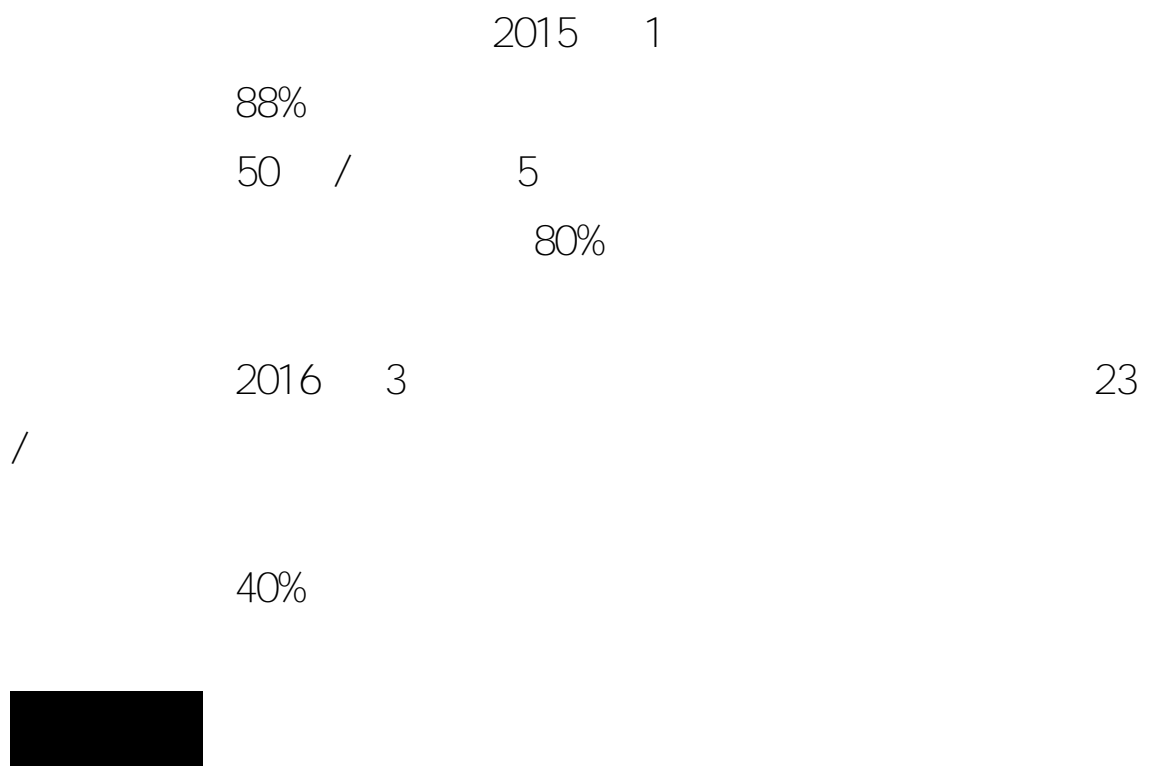
7

10.

### Banking Group

				2014	10			
								1
11.		1			8.5%			
				2015				
	"	"	"	"		"	Bank's Acceptance Bill "	
		2015		3	2015	3	11	
12.				2			1	
					2015		5	
					28			
13.		1						





5 9

1000  
10 500 2500T 500

4 28

"

"

T3 11

"

"

I PO

"

"

5 7

2017

"

"

2018

"

"

2017

5 8

"

"

"

"



394

5

4

14.74

"

"

" "

" "

4

134.6

5

" + + "

"

"

"

"



60%

100%

60%

100%

"

"

800

11. 97

6378



2

"

"

"

"

'

'

'

"

"

"

"

"

"



"

"

"

"

"

"

"

"

"

"

"

"

"

"

"

"

"

"

5 11

"

"

20

"

"